

SCHMIDT BENDER

2014 CATALOG

PRECISION MAKES THE DIFFERENCE!



L-R WERNER SCHMIDT, **HELMUT BENDER**, RICHARD SCHAEFFER, DIETER SEIPP, WERNER SCHMIDT & **HELMUT SCHMIDT**

Schmidt & Bender ...

... have always been trendsetters when it comes to quality & precision, tradition & innovation. Those are all synonymous for a company that is a household name around the world for the supply of scopes of the highest quality for hunters, sports shooters, police and the military. Established in 1957 by Helmut Schmidt and Helmut Bender the business is still family-owned and has developed into one of the world leading suppliers of precision scopes.

Back then, business started rather modestly in a laundry room. Since those days it has evolved in a medium-sized company with 90 employees, manufacturing each single product by hand in the tradition of the corporation's founders and following their mottos: "Quality first" and "The customer is king!"

In close cooperation with the customers all products are designed in-house and tailored to the specific requirements of the user. This concept is proven right by its continuing success: around the globe the products of Schmidt & Bender are being used in more than 55 countries.

No compromise when it comes to quality ...

... is the first and foremost objective of our design and assembly departments. That way, we build scopes that set new technical standards and constitute an impressive reflection of our corporate philosophy: "Precision makes the difference". Those who seek the highest quality will just love the scopes of Schmidt & Bender.

Fascination Hunting

Exos



Page 8

Stratos



Page 9-11

NEW

Zenith



Page 12-13

Summit



Page 14

Klassik



Page 15-17

Hungaria



Page 18-19

Mission Police & Military

PM II High Power



Page 22

NEW

PM II Ultra Short



Page 23

NEW

PM ShortDot



Page 25


PM II



Page 24, 26-29

Passion Sports

Sport



Page 30-31

Reticles

Page 32-34

Fascination Hunting



Schmidt & Bender hunting scopes come in six different product lines, every one of them with the tried and true premium quality for all applications in all price categories.

Ever since their introduction the Schmidt & Bender Klassik line and the Schmidt & Bender Hungaria line have been the hallmark of timeless unpretentious, optically brilliant and solid products, appealing to the ambitious beginner as well as to the traditional hunter seeking to get the most out of his money. With variable or fixed magnification, with or without illuminating function, whether driven hunt, deerstalking, raised stand or mountain hunts – this product line has it all. Those who desire more design and functionality will opt for our Zenith line. Innovative and tried and true functions, FlashDot and Posicon, come together in a very elegant and curvy design in a premium line that recently received the IF Design Award and practically leaves nothing to be desired. If the hunter wants to add the latest state-of-the-art and highly exclusive electronic system with the option of programming the illumination function on his own computer, he might want to choose the products of our Stratos line. On top of that, there is the Exos line with the 1-8x24 scope, a magnification range unheard of until now and a 2-in-1 function of the driven hunt scope with a real red dot sight installed. Those who desire a smaller and lighter one inch tube scope may opt for the first scope of the Summit line. The various scope configurations also leave no room for compromise: most scopes may be equipped with bullet drop compensation turret as well as various reticles, tube bodies with or without rail-mount and various accessories.

The Posicon Function

The Posicon function allows the hunter to determine the reticle position at a single glance: with the indicator in the green zone the reticle is located within the square adjustment range where elevation and windage adjustments may not interfere with each other. The red zone indicates reserves for the adjustments available if required.



POSICON TURRET

At the same time it shall serve as a warning that an excessive use of an adjustment may limit the other adjustment function in its range. Thus, during the zeroing procedure, the gunsmith or hunter will always know whether a sufficient adjustment range will be available in either direction. A silver ring on the corresponding turret will allow the user to mark the desired settings with highly accurate repeatability, while he may also include his own marks or configurations.

The Classic Adjustment

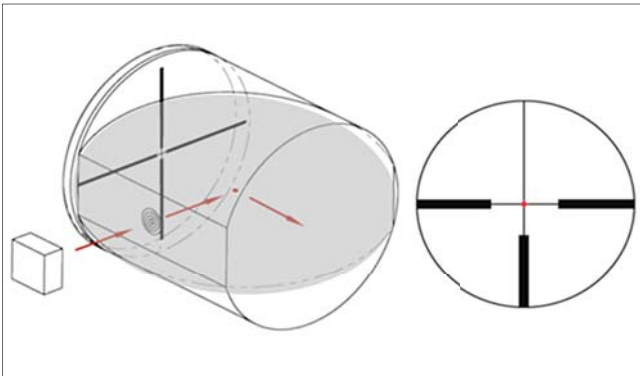
To show the reticle position within the available adjustment range we developed the rotational display.

With the black dot in the white window frame the display on the elevation and windage turrets shows the exact reticle position. Prior to the zeroing process the gunsmith or the hunter may be sure with a single glance that the black dot is located beneath the letter "M" (meaning center), ensuring that the same adjustment range will be available in every direction for zeroing purposes.



The FlashDot Technology

With the FlashDot illumination system the hunter may accurately acquire the target via a circular illuminated dot in daylight and at night. The illuminated stages range from nighttime operation to ultra-bright with the dot always remaining circular and discreet. When the dot is not required it will vanish completely, reticle and target may be viewed clearly without shadows or interfering lines.



FLASH DOT TECHNOLOGY: PROJECTION OF RED DOT

The Bullet Drop Compensation

The two BDCs available have been designed above all for shots at very long distances or the use of various different load configurations. This function allows the hunter to realize the point of impact adjustment in a single step. It goes without saying that the caps may also be engraved to mark different ammunition or various distance values.



CLASSIC ELEVATION AND WINDAGE BDC TURRETS



NEW ELEVATION AND WINDAGE BDC TURRETS

Exos



Exos



1-8x24 Exos – driven hunt scope with 8x magnification zoom factor and integrated red dot sight

With its 8x magnification zoom factor the Exos line goes beyond existing limits including some singular technical features such as the CC mode or the FlashDot reticle in the second focal plane.

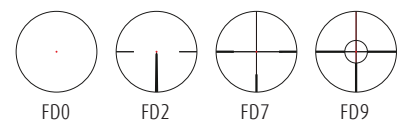
Thanks to its powerful zoom factor – from 1 through 8 – the 1-8x24 driven hunt scope may be shot with the eyes open at the smallest magnification, while it may also acquire a target

at the longest distances with the highest accuracy using the highest level of magnification. With a single grip the CC mode permits a parallax-free use at the closest range. The full metal design of the magnification adjustment is singular in its appearance as well as its functionality and incorporates mechanical solidity and elegant design at the same time. The reticles in the second focal plane on the Exos line scopes feature extremely thin bars, spikes and filaments which are perfectly visible but which, at the same time, will only cover the slightest portion of the target at close distances.

1-8x24 Exos




FlashDot reticles



Model	Exit pupil (mm)	Field of view (m/100m)	Length (mm)	Lens-Ø (mm)	Focal plane	Reticles
1-8x24 Exos	9.6-3	35.3-4.9	267.4	24	2.	FD0, FD2, FD7, FD9
1-8x24 Exos LMC						

2. Focal plane – Ocular image plane LMC – Light metal with convex rail
Other configurations and reticles available on request



Stratos

NEW

Stratos - innovative illumination and new bullet drop compensation



2.5-13x56 Stratos

The latest generation of Schmidt & Bender scopes includes all the well-known benefits of our tried and true premium products and, on top of that, a number of highly innovative future technologies.

The scopes with a 5x zoom factor feature our programmable "Choose your light" illumination system, permitting an individual adjustment of the various illuminating functions to the specific hunting requirements and personal preferences of the hunter via computer. The user may select the number and brightness of the different illumination stages as well as whether to activate and select a specific angle of inclination to switch off the illumination in order to save battery power when the rifle is put aside. The illumination's FlashDot technology was further enhanced for the scopes of our Stratos line. Now the FlashDot which is totally invisible when switched off appears to be even

brighter while, at the same time, maintaining its perfect circular shape even at maximum brightness level. In all magnifications the brilliant optics offer a continuous contrast across the entire field of view.

On top of that, all scopes will be available with Posicon adjustment and the new bullet drop compensation. Currently, the Stratos line includes three scopes for an optimum coverage of all hunting applications. With the 1.1-5x24 the user gets a driven hunt scope with a FlashDot reticle in the second focal plane, while the 1.5-8x42 is a typical all-purpose scope with reticle and FlashDot in the first focal plane, used for driven as well as for raised stand hunts or in alpine hunting. The third scope, the 2.5-13x56 with FlashDot and reticle in the first focal plane, is the ideal scope for the raised stand hunt due to its brightness qualities.

Stratos



Choose your light – the new illumination system

NEW

The unique and exclusive programmable illumination system has been designed by Schmidt & Bender to fulfil personal requirements and specifications of every single customer.

Apart from the elegant appearance the system also features a very simple operation:

- 3 controls for all functions
- battery replacement without tools

If factory settings are not sufficient for your requirements, the removable illumination module may be connected via an optionally available USB adapter to your computer where you may design your own individual configuration:

- select the number of illumination stages for daylight operation
- select the number of illumination stages for nighttime operation
- configure the system's response during reactivation
- select the time to elapse until the automatic switch-off function will be activated
- deactivate the battery warning when battery power is low
- activate or deactivate and configure the horizontal and vertical cant sensor

This way the new "Choose your light" illumination system will become the ultimate personal highlight feature of your scope.



ON/OFF, DAY OR DUSK IN ONE CLICK



REMOVABLE UNIT WITH STANDARD BATTERY

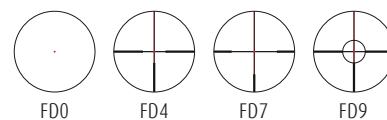


USB ADAPTER FOR INDIVIDUAL CONFIGURATION

1.1-5x24 Stratos



FlashDot reticles

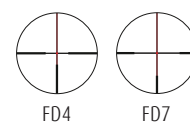


Model	Exit pupil (mm)	Field of view (m/100m)	Length (mm)	Lens-Ø (mm)	Focal plane	Reticles
1.1-5x24 Stratos	12.6 - 4.8	37.6 - 7.56	267.4	24	2.	FD0, FD4, FD7, FD9
1.1-5x24 Stratos LMC						
1.1-5x24 Stratos BDC HS						
1.1-5x24 Stratos LMC / BDC HS						

1.5-8x42 Stratos



FlashDot reticles

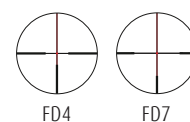


Model	Exit pupil (mm)	Field of view (m/100m)	Length (mm)	Lens-Ø (mm)	Focal plane	Reticles
1.5-8x42 Stratos	12.0 - 4.6	23.9 - 4.6	318.2	42	1.	FD4, FD7
1.5-8x42 Stratos LMC						
1.5-8x42 Stratos BDC HS						
1.5-8x42 Stratos LMC / BDC HS						

2.5-13x56 Stratos



FlashDot reticles



Model	Exit pupil (mm)	Field of view (m/100m)	Length (mm)	Lens-Ø (mm)	Focal plane	Reticles
2.5-13x56 Stratos	12.0 - 4.3	14.2 - 2.7	343.9	56	1.	FD4, FD7
2.5-13x56 Stratos LMC						
2.5-13x56 Stratos BDC HS						
2.5-13x56 Stratos LMC / BDC HS						

Zenith



Zenith

Zenith – sleek and elegant design in combination with an excellent imaging quality



2.5-10x56 Zenith

Our tried and true Zenith line premium products will not score alone with their rather exceptional sleek and elegant design, but their excellent imaging quality and the high-rate, evenly distributed contrast across the entire field of view in all magnifications also ranks among the scope's most outstanding features.

The outstanding FlashDot technology which we use in all our premium high-end hunting scopes today has been used for the first time in the Zenith line. It offers an exceptionally bright and perfectly circular illuminated dot that will disappear completely when the illumination is switched off, leaving the hunter with a perfectly clear vision of the reticle and the prey.

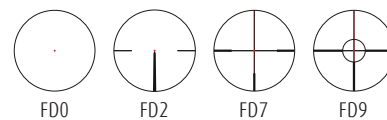
Also, in the Zenith line we realized the adjustment from the smallest to the highest magnification with a simple 180° twist of the comfortably tactile rubber coated magnification control, permitting the hunter to quickly adapt to the rapidly changing hunting scenarios. The spare battery pack included in the side cover of the Posicon adjustment will provide an extra security buffer in connection with the integrated automatic switch-off function after 6 hours of operation.

Currently, our Zenith line comprises four different scopes for a perfect solution in every conceivable hunting situation. With the 1.1-4x24 the user gets a driven hunt scope with a FlashDot in the second focal plane, while the 1.5-6x42 is a typical all-purpose scope with reticle and FlashDot in the first focal plane and may be used for driven hunt as well as for alpine hunting applications. The 2.5-10x56 has the largest lens diameter and is the ideal solution for raised stand hunts. It features a FlashDot and a reticle in the first focal plane. The Zenith line is rounded off by the 3-12x50 model, the ideal scope for the long distance shot with reticle and FlashDot in the first focal plane, permitting consistent dot coverage in all magnifications.

1.1-4x24 Zenith



FlashDot reticles

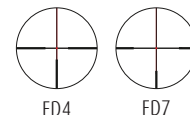


Model	Exit pupil (mm)	Field of view (m/100m)	Length (mm)	Lens-Ø (mm)	Focal plane	Reticles
1.1-4x24 Zenith 1.1-4x24 Zenith LMC	14.1 - 5.9	36.0 - 9.2	290	24	2.	FD0, FD2, FD7, FD9

1.5-6x42 Zenith



FlashDot reticles

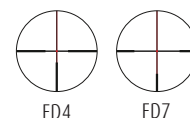


Model	Exit pupil (mm)	Field of view (m/100m)	Length (mm)	Lens-Ø (mm)	Focal plane	Reticles
1.5-6x42 Zenith 1.5-6x42 Zenith LMC	14.4 - 7.0	21.7 - 6.7	313	42	1.	FD4, FD7

2.5-10x56 Zenith



FlashDot reticles

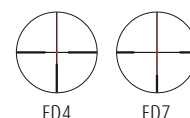


Model	Exit pupil (mm)	Field of view (m/100m)	Length (mm)	Lens-Ø (mm)	Focal plane	Reticles
2.5-10x56 Zenith 2.5-10x56 Zenith BDCH 2.5-10x56 Zenith BDCHS 2.5-10x56 Zenith LMC 2.5-10x56 Zenith LMC / BDCH 2.5-10x56 Zenith LMC / BDCHS	14.1 - 5.6	14.2 - 3.8	330	56	1.	FD4, FD7

3-12x50 Zenith



FlashDot reticles



Model	Exit pupil (mm)	Field of view (m/100m)	Length (mm)	Lens-Ø (mm)	Focal plane	Reticles
3-12x50 Zenith 3-12x50 Zenith BDCH 3-12x50 Zenith BDCHS 3-12x50 Zenith LMC 3-12x50 Zenith LMC / BDCH 3-12x50 Zenith LMC / BDCHS	14.1 - 4.2	12.4 - 3.2	342	50	1.	FD4, FD7

1. **Focal plane** - Objective lens image plane


2. **Focal plane** - Ocular image plane

LMC - Light metal with convex rail

BDCH - bullet drop compensator elevation

BDCHS - Elevation and windage bullet drop compensation • **Other configurations and reticles available on request**

Summit



Summit



2.5-10x40 Summit - the light weighted and short one inch tube scope

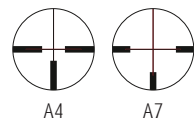
The Summit line offers exceptionally brilliant optical features in a one inch tube.

Those who seek an exceptionally sleek, light, but nonetheless highly accurate scope this is the ideal solution. The extremely fine reticle in the second focal plane creates the ideal conditions for a perfect target acquisition without obscuring a too large portion of the field of view.

2.5-10x40 Summit



Reticles



A4

A7

Model	Exit pupil (mm)	Field of view (m/100m)	Length (mm)	Lens-Ø (mm)	Main tube-Ø (mm)	Focal plane	Reticles
2.5-10x40 Summit	5.6 - 13.8	4.0 - 13.1	337.3	40	25.4	2.	A4, A7

2. Focal plane - Ocular image plane • Other configurations and reticles available on request



Klassik

Klassik – optical brilliance, sharper edges and utmost precision



2.5-10x56 Klassik

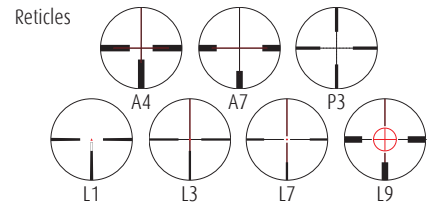
With their classic design and a multitude of useful technical details our very reliable Klassik line scopes are the spitting image of the consistent advancement of the first scopes made by Schmidt & Bender.

Optical brilliance, sharper edges and utmost precision are the result of many years of advanced design with a penchant for detail and the optimum benefit for the hunter. Our Klassik line offers a wide variety of products, almost like no other. Scopes with varying magnification, with or without illumination are available, as are scopes with fixed magnification.

Driven or raised stand hunt, with or without illumination, 30 mm or one inch tube, with or without mounting rail, classic reticle or P3 Mildot reticle for sport shooting applications – our Klassik line has the ideal scope for every user.

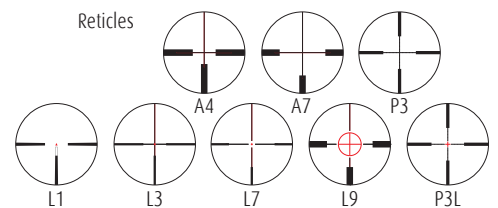
Klassik

2.5-10x56 Klassik



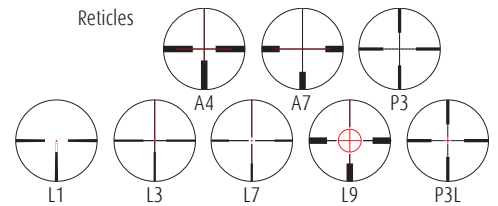
Model	Exit pupil (mm)	Field of view (m/100m)	Length (mm)	Lens-Ø (mm)	Focal plane	Reticles
2.5-10x56 Klassik 2.5-10x56 Klassik BDC H 2.5-10x56 Klassik LMS 2.5-10x56 Klassik LMS / BDC H	13.8 - 5.6	13.1 - 4.0	385	56	1.	A4, A7, P3
2.5-10x56 Klassik 2.5-10x56 Klassik BDC H 2.5-10x56 Klassik LMS 2.5-10x56 Klassik LMS / BDC H	13.8 - 5.6	13.1 - 4.0	385	56	1.	L1, L3, L7

3-12x42 Klassik



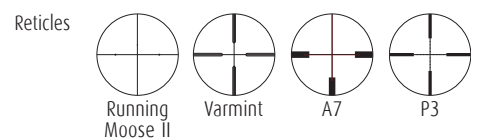
Model	Exit pupil (mm)	Field of view (m/100m)	Length (mm)	Lens-Ø (mm)	Focal plane	Reticles
3-12x42 Klassik	14.0 - 3.5	11.1 - 3.4	346	42	1.	A4, A7, P3
3-12x42 Klassik	14.0 - 3.5	11.1 - 3.4	346	42	1.	L1, L3, L7, L9, P3L

3-12x50 Klassik



Model	Exit pupil (mm)	Field of view (m/100m)	Length (mm)	Lens-Ø (mm)	Focal plane	Reticles
3-12x50 Klassik 3-12x50 Klassik BDC H 3-12x50 Klassik LMS 3-12x50 Klassik LMS / BDC H	14.4 - 4.2	11.1 - 3.4	350	50	1.	A4, A7, P3
3-12x50 Klassik 3-12x50 Klassik BDC H 3-12x50 Klassik LMS 3-12x50 Klassik LMS / BDC H	14.4 - 4.2	11.1 - 3.4	350	50	1.	L1, L3, L7, L9, P3L

4-16x50 Klassik



Model	Exit pupil (mm)	Field of view (m/100m)	Length (mm)	Lens-Ø (mm)	Focal plane	Reticles
4-16x50 Klassik	12.5 - 3.1	8.3 - 2.5	402	50	1.	Running Moose II, Varmint, A7, P3
4-16x50 Klassik BDC H	12.5 - 3.1	8.3 - 2.5	402	50	1.	Running Moose II, Varmint, A7, P3

1. Focal plane - Objective lens image plane

LMS - Light metal with rail

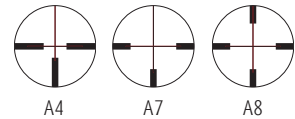
BDC H - Elevation bullet drop compensation

Other configurations and reticles available on request

6x42 Klassik



Reticles

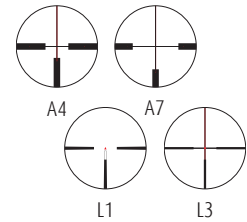


Model	Exit pupil (mm)	Field of view (m/100m)	Length (mm)	Lens-Ø (mm)	Main tube-Ø (mm)	Focal plane	Reticles
6x42 Klassik	7.0	7.0	348	42	30	1.	A4, A7, A8
6x42 Klassik LMS	7.0	7.0	348	42	-	1.	A4, A7, A8
6x42 Klassik 1"	7.0	7.0	348	42	25.4	1.	A4, A7, A8

7x50 Klassik



Reticles

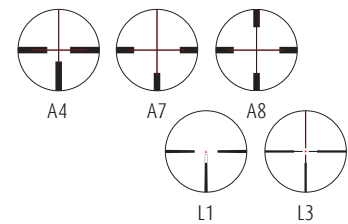


Model	Exit pupil (mm)	Field of view (m/100m)	Length (mm)	Lens-Ø (mm)	Main tube-Ø (mm)	Focal plane	Reticles
7x50 Klassik	7.1	5.7	342	50	30	1.	A4, A7
7x50 Klassik	7.1	5.7	342	50	-	1.	L1, L3

8x56 Klassik



Reticles

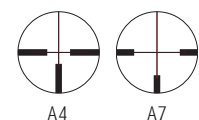


Model	Exit pupil (mm)	Field of view (m/100m)	Length (mm)	Lens-Ø (mm)	Main tube-Ø (mm)	Focal plane	Reticles
8x56 Klassik	7.0	5.0	388	56	30	1.	A4, A7, A8
8x56 Klassik LMS	7.0	5.0	388	56	-	1.	A4, A7, A8
8x56 Klassik 1"	7.0	5.0	388	56	25.4	1.	A4, A7, A8
8x56 Klassik	7.0	5.0	388	56	30	1.	L1, L3
8x56 Klassik LMS	7.0	5.0	388	56	-	1.	L1, L3
8x56 Klassik 1"	7.0	5.0	388	56	25.4	1.	L1, L3

10x42 Klassik



Reticles



Model	Exit pupil (mm)	Field of view (m/100m)	Length (mm)	Lens-Ø (mm)	Main tube-Ø (mm)	Focal plane	Reticles
10x42 Klassik	4.2	4.0	347	42	30	1.	A4, A7
10x42 Klassik 1"	4.2	4.0	347	42	25.4	1.	A4, A7

Hungaria



Hungaria



Hungaria - German Quality
„Made in Hungaria“

2.5-10x56 Hungaria

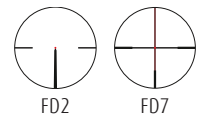
With their classic design and a multitude of useful technical details our very reliable Klassik line scopes are the spitting image of the consistent advancement of the first scopes made by Schmidt & Bender.

As far as their technical specifications and their configurations are concerned, the scopes of our Hungaria line are identical to the Klassik line scopes. They are produced with the same quality standards in our "Schmidt & Bender Hungaria" branch: German Quality standards "Made in Hungary", guaranteeing our first and foremost requirement: "Always premium - in all product lines".

1.25-4x20 Hungaria



FlashDot reticles

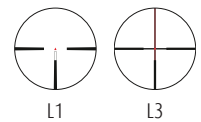


Model	Exit pupil (mm)	Field of view (m/100m)	Length (mm)	Lens-Ø (mm)	Main tube-Ø (mm)	Focal plane	Reticles
1.25-4x20 Hungaria	16-5	32-10	300	20	30	1.	FD2, FD7

2.5-10x56 Hungaria



FlashDot reticles

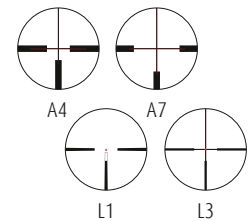


Model	Exit pupil (mm)	Field of view (m/100m)	Length (mm)	Lens-Ø (mm)	Main tube-Ø (mm)	Focal plane	Reticles
2.5-10x56 Hungaria	13.8-5.6	13.1-4.0	385	56	30	1.	L1, L3

3-12x50 Hungaria



Reticles

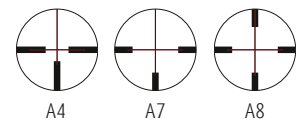


Model	Exit pupil (mm)	Field of view (m/100m)	Length (mm)	Lens-Ø (mm)	Main tube-Ø (mm)	Focal plane	Reticles
3-12x50 Hungaria	14.4-4.2	11.1-3.4	350	50	30	1.	L1, L3
3-12x50 Hungaria	14.4-4.2	11.1-3.4	350	50	30	1.	A4, A7

6x42 Hungaria



Reticles

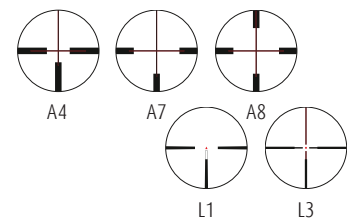


Model	Exit pupil (mm)	Field of view (m/100m)	Length (mm)	Lens-Ø (mm)	Main tube-Ø (mm)	Focal plane	Reticles
6x42 Hungaria	7.0	7.0	348	42	30	1.	A4, A7, A8
6x42 Hungaria 1"	7.0	7.0	348	42	25.4	1.	A4, A7, A8

8x56 Hungaria



Reticles



Model	Exit pupil (mm)	Field of view (m/100m)	Length (mm)	Lens-Ø (mm)	Main tube-Ø (mm)	Focal plane	Reticles
8x56 Hungaria	7.0	5.0	388	56	30	1.	A4, A7, A8
8x56 Hungaria 1"	7.0	5.0	388	56	25.4	1.	A4, A7, A8
8x56 Hungaria	7.0	5.0	388	56	30	1.	L1, L3
8x56 Hungaria 1"	7.0	5.0	388	56	25.4	1.	L1, L3

Mission Police & Military



Schmidt & Bender military scopes – the ideal selection for any conceivable application where absolute precision and reliability will be the first and foremost priority

Our product pipeline ranges from the light and short scopes of the PM ShortDot line for the use in close combat to the sniper scope for the accurate shot at the longest distances.

By winning the **Precision Sniper Rifle Program** of the United States Special Operation Command our 5-25x56 PM II scope received a very special award, while our 3-20x50 PM II model is used by the German Bundeswehr on their G28 rifle. These two scopes are the very epitome of the superior level of quality, functionality, and reliability of all our products.

The scopes of our PM and PM II series feature intuitive controls, from the very accurate and engraved parallax adjustment via the diopter adjustment, the illumination system up to the various turret configurations that leave nothing to be desired, qualifying the scopes for almost every conceivable field of application.

Elevation and Windage Turrets

Our scopes of the PM and PM II series come with various different elevation and windage turret configurations with different adjustment modes, single or double turn feature, locking or non-locking, tactile or visual turning dial, MTC or zero stop function, as well as with different adjustment units such as mrad, cm or MOA and clockwise or anti-clockwise rotation. Please find below the basic turret configurations available:

Single Turn Elevation and Windage Turret with Locking Function

This rather small and compact turret on the 30mm main tube features a locking function in the basic position and may be rotated by pulling up the unit.

Simple Single Turn Elevation and Windage Turret on PM II line Scopes

The basic configuration for our PM II scopes designed for military applications. Clearly tactile individual clicks for a very accurate adjustment.

Double Turn Turret with Visual Turning Dial

This state-of-the-art turret configuration with visual turning dial features two complete rotations and may thus provide the optimum adjustment range for long distance shots. When entering the second rotation the indicator changes from black to yellow.

Double Turn Turret with Tactile Turning Dial and MTC (More Tactile Clicks)

This technically rather complex turret is equipped with a tactile turning dial appearing in the form of a circle on the turret when entering the second rotation. In addition to that, every 10th click is more pronounced than the others, so the user may perform a quick adjustment without actually looking at the turret.

Single Turn Turret with ZS (Zero Stop)

This turret type features a more tactile click in the zero position, so the user may quickly return to the original position.

Double Turn Turret with Locking Function, Tactile Turning Dial and MTC (More Tactile Clicks)

This turret with locking function is equipped with a tactile turning dial appearing on the dial when the second rotation is reached. In addition to that, every 10th click is more pronounced than the others, so the user may perform a quick adjustment



without actually looking at the turret. The locking function will be released by pulling up the external ring and activated by pushing down on the same. The locked position is displayed by a red "locked" sign.

Single Turn Turret with Locking Function and ZS (Zero Stop)

This turret with locking function has a more tactile click in the zero position, permitting the user to quickly return to the original position. The locking function will be released by pulling up the external ring and activated by pushing down on the same. The locked position is displayed by a red "locked" sign.

Ultraflat Single Turn Turret with Locking Function and MTC (More Tactile Clicks)


Our latest design of a single turn turret with locking function is exceptionally flat and features an unbelievable number of 170 clicks with every 10th click more pronounced than the others. The locking function will be released by pulling up the external ring and activated by pushing down on the same. The locked position is displayed by a red "locked" symbol.

Ultraflat Double Turn Turret with Locking Function, Tactile Turning Dial and MTC (More Tactile Clicks)

Our latest design of a double turn turret with locking function is also exceptionally flat and features an unbelievable number of 350 clicks with every 10th click more pronounced than the others. The second rotation is displayed by a golden pin appearing at the top of the turret. Due to its coloring (black – red – gold) this Schmidt & Bender turret has been dubbed the "German Turret". The locking function will be released by pulling up the external ring and activated by pushing down on the same. The locked position is displayed by a red "locked" sign.

Flat Windage Turret with protective cap

This special turret is recommended in particular for the use with tactical reticles where the windage adjustment is maintained when the scope has been zeroed. Upon completion of the setting procedure the turret may be protected against any unintentional rotation by shutting the control with a cap.



5-25X56 PM II PSR – Winner of the United States Special Operation Command **Precision Sniper Rifle program (PSR)**. Since 2011 Schmidt & Bender supplies the Army, Navy, Air Force and Marines Special Forces with their 5-25 x56 PM II PSR scope.

PM II High Power



PM II High Power

NEW

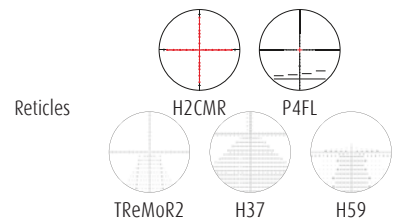


3-27x56 PM II High Power – for an accurate shot at very long distances

With its 9x zoom range our brand new 3-27x56 PM II High Power model which, at the same time, is the first scope in our new "PM II High Power" line, goes beyond every zooming limit the user has known before.

The scope is a combination of all the benefits of our tried and true 5-25x56 PM II PSR and 3-20x50 PM II models, representing the logical high-technology advancement of our existing product pipeline for the use with every conceivable existing and future weapon system.

3-27x56 PM II High Power



Model	Exit pupil (mm)	Field of view (m/100 m)	Length (mm)	Weight (g)	Parallax compensation	Focal plane	Click mechanism	Elevation adjustment	Windage adjustment	Reticles
3-27x56 PM II/LP High Power*	8.7 - 2.1	13.0 - 1.4	394	1128	10 m - ∞	1.	1 cm 1/4 MOA	0 - 260 cm/DT/MTC/LT 0 - 64 MOA/DT/MTC/LT	±60 cm/ST/ZS/LT ±14 MOA/ST/ZS/LT	TReMoR2, H37, H59, H2CMR, P4FL

*also available in Pantone 7504M and RAL 8000

1. Focal plane – Objective lens image plane
LT – Locking turrets (lockable)

ST – Single Turn

DT – Double Turn

MTC – More Tacticle Clicks

ZS – Zero Stop

LP – parallax and illuminated • Other configurations and reticles available on request



PM II Ultra Short

NEW



5-20x50 PM II Ultra Short – ultra short design and extremely low profiled elevation turret

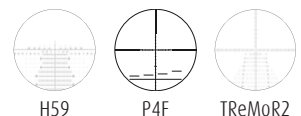
Our 5-20x50 Ultra Short model measures less than 30 cm (11.8") in length and is thus the ideal scope for the use on short and light weapon systems and, due to the very short design, may also be used in combination with a night vision device for an accurate shot at night.

The lower magnification setting is ideal for the use with a tactical reticle. Due to the extremely low elevation turret with locking function the user may cover close distance ranges by mounting an additional red dot sight on the scope. On top of that, the large field of view offers great observation possibilities and the large upper 20x zoom setting is the ideal selection when it comes to identifying targets at long ranges.

5-20x50 PM II Ultra Short



Reticles



Model	Exit pupil (mm)	Field of view (m/100 m)	Length (mm)	Weight (g)	Parallax compensation	Focal plane	Click mechanism	Elevation adjustment	Windage adjustment	Reticles
5-20x50 PM II/P Ultra Short*	10.0 - 2.5	7.8 - 2.0	299	870	25 m - ∞	1.	1 cm ¼ MOA	0 - 170 cm/ST/MTC/LT 0 - 40 MOA/ST/MTC/LT 0 - 350 cm/DT/MTC/LT 0 - 84 MOA/DT/MTC/LT	±60 cm/ST/CT/ZS ±14 MOA/ST/CT/ZS ±60 cm/ST/CT/ZS ±14 MOA/ST/CT/ZS	H59, P4F, TReMoR2
5-20x50 PM II/LP Ultra Short*	10.0 - 2.5	7.8 - 2.0	299	870	25 m - ∞	1.	1 cm ¼ MOA	0 - 170 cm/ST/MTC/LT 0 - 40 MOA/ST/MTC/LT 0 - 350 cm/DT/MTC/LT 0 - 84 MOA/DT/MTC/LT	±60 cm/ST/CT/ZS ±14 MOA/ST/CT/ZS ±60 cm/ST/CT/ZS ±14 MOA/ST/CT/ZS	H59, P4F, TReMoR2

*also available in Pantone 7504M and RAL 8000

1. Focal plane - Objective lens image plane **ST** - Single Turn **DT** - Double Turn **MTC** - More Tacticle Clicks **ZS** - Zero Stop **CT** - capped turret
LT - Locking turrets (lockable) **P** - parallax **LP** - parallax and illuminated • **Other configurations and reticles available on request**

PM II



PM und PM II



3-12x50 PM II – double turn elevation adjustment

Our PM and PM II scopes are designed in close cooperation with police and military special forces around the globe. One thing they all have in common is the superior reliability and precision for an accurate shot at short, medium, long, and very long distances.

With their great versatility our PM II series scopes cover almost every conceivable scenario of application: from the use of a PM or PM II ShortDot on an assault rifle in urban close combat situations to the use of a PM II High Power scope on a .50 machine gun to fight tactical targets at extremely long distances.

The fact that the Schmidt & Bender PM II series is world leader is due above all to the fact that the scope won the Precision

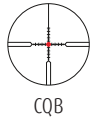
Sniper Rifle competition of the US Army, Navy, Air Force, and Marine Special Forces in 2011. Prior to that our 3-12x50 PM II model won the two year test of the US Marine Corps among 25 other brands and was successfully introduced as the major scope of the US Marine Corps.

The products of our PM and PM II lines fall into various sub-categories. Our ShortDot line is comprised of the short scopes with a 30 cm main tube and FlashDot illumination, designed for the use at short and medium distances. The remaining products of our PM II line include scopes with a 34 cm main tube for an accurate shot at medium and long distances. These scopes are available in a wide variety of different versions as far as turrets, illumination, and reticles are concerned, catering to every conceivable application and customer requirement.

1.1-4x20 PM ShortDot



FlashDot reticle



Model	Exit pupil (mm)	Field of view (m / 100 m)	Length (mm)	Weight (g)	Parallax compensation	Focal plane	Click mechanism	Elevation adjustment	Windage adjustment	Reticle
1.1-4x20 PM ShortDot	14.0 - 5.5	32.0 - 10.0	269	570	100 m fix	1.	1 cm ½ MOA	-5 - 65 cm / ST -1 - 25 MOA / ST	±35 cm / ST ±13 MOA / ST	CQB

1.5-6x20 PM ShortDot



FlashDot reticle



Model	Exit pupil (mm)	Field of view (m / 100 m)	Length (mm)	Weight (g)	Parallax compensation	Focal plane	Click mechanism	Elevation adjustment	Windage adjustment	Reticle
1.5-6x20 PM ShortDot	13.3 - 3.3	21.7 - 6.7	317	610	100 m fix	1.	1 cm ¼ MOA	-5 - 65 cm / ST 0 - 12 MOA / ST	±35 cm / ST ±5 MOA / ST	P3 MilDot FD

1-8x24 PM ShortDot



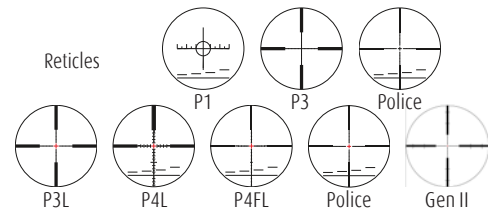
FlashDot reticle



Model	Exit pupil (mm)	Field of view (m / 100 m)	Length (mm)	Weight (g)	Parallax compensation	Focal plane	Click mechanism	Elevation adjustment	Windage adjustment	Reticle
1-8x24 PM ShortDot	9.6 - 3.0	35.3 - 4.9	293	550	100 m fix, CC - Modus	1. / 2.	1 cm ¼ MOA	-1 - 103 cm / ST / LT -1 - 35 MOA / ST / LT	±51 cm / ST / LT ±18.5 MOA / ST / LT	Mil-Dot CC

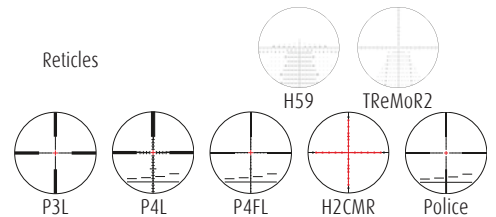
PM II

3-12x50 PM II



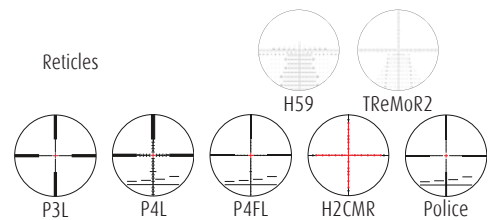
Model	Exit pupil (mm)	Field of view (m / 100 m)	Length (mm)	Weight (g)	Parallax compensation	Focal plane	Click mechanism	Elevation adjustment	Windage adjustment	Reticles
3-12x50 PM II	14.3 - 4.3	11.1 - 3.4	343	860	50 m - ∞	1.	1 cm ¼ MOA	0 - 130 cm / ST 0 - 32.5 MOA / ST	±60 cm / ST ±14 MOA / ST	P1, P3, Police
3-12x50 PM II	14.3 - 4.3	11.1 - 3.4	343	860	50 m - ∞	1.	1 cm ¼ MOA	0 - 220 cm / DT 0 - 56 MOA / DT	±60 cm / ST ±14 MOA / ST	P1, P3, Police
3-12x50 PM II / P	14.3 - 4.3	11.1 - 3.4	343	860	50 m - ∞	1.	1 cm ¼ MOA	0 - 130 cm / ST 0 - 32.5 MOA / ST	±60 cm / ST ±14 MOA / ST	P1, P3, Police
3-12x50 PM II / P	14.3 - 4.3	11.1 - 3.4	343	860	50 m - ∞	1.	1 cm ¼ MOA	0 - 220 cm / DT 0 - 56 MOA / DT	±60 cm / ST ±14 MOA / ST	P1, P3, Police
3-12x50 PM II / P	14.3 - 4.3	11.1 - 3.4	343	860	50 m - ∞	1.	1 cm	0 - 220 cm / DT / MTC	±60 cm / ST / ZS	P1, P3, Police
3-12x50 PM II / LP	14.3 - 4.3	11.1 - 3.4	343	860	50 m - ∞	1.	1 cm ¼ MOA	0 - 130 cm / ST 0 - 32.5 MOA / ST	±60 cm / ST ±14 MOA / ST	P3L, P4L, P4FL, Gen II, Police
3-12x50 PM II / LP	14.3 - 4.3	11.1 - 3.4	343	860	50 m - ∞	1.	1 cm ¼ MOA	0 - 220 cm / DT 0 - 56 MOA / DT	±60 cm / ST ±14 MOA / ST	P3L, P4L, P4FL, Gen II, Police
3-12x50 PM II / LP	14.3 - 4.3	11.1 - 3.4	343	860	50 m - ∞	1.	1 cm	0 - 220 cm / DT / MTC	±60 cm / ST / ZS	P3L, P4L, P4FL, Gen II, Police

3-20x50 PM II



Model	Exit pupil (mm)	Field of view (m / 100 m)	Length (mm)	Weight (g)	Parallax compensation	Focal plane	Click mechanism	Elevation adjustment	Windage adjustment	Reticles
3-20x50 PM II / LP	11.4 - 2.5	13.0 - 2.1	385	920	25 m - ∞	1.	1 cm ¼ MOA	0 - 260 cm / DT / MTC / LT 0 - 64 MOA / DT / MTC / LT	±60 cm / ST / ZS / LT ±14 MOA / ST / ZS / LT	H59, TReMoR2
3-20x50 PM II / LP	11.4 - 2.5	13.0 - 2.1	385	920	25 m - ∞	1.	1 cm ¼ MOA	0 - 260 cm / DT / MTC / LT 0 - 64 MOA / DT / MTC / LT	±60 cm / ST / ZS / LT ±14 MOA / ST / ZS / LT	P3L, P4L, P4FL, H2CMR, Police
3-20x50 PM II / LP	11.4 - 2.5	13.0 - 2.1	385	920	25 m - ∞	2.	1 cm ¼ MOA	0 - 260 cm / DT / MTC / LT 0 - 64 MOA / DT / MTC / LT	±60 cm / ST / ZS / LT ±14 MOA / ST / ZS / LT	P3L, P4FL

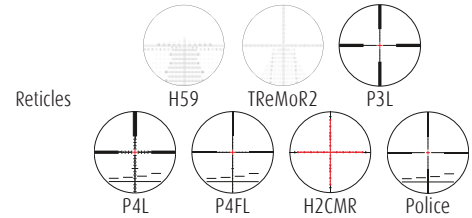
3-20x50 PM II RAL 8000



Model	Exit pupil (mm)	Field of view (m / 100 m)	Length (mm)	Weight (g)	Parallax compensation	Focal plane	Click mechanism	Elevation adjustment	Windage adjustment	Reticles
3-20x50 PM II / LP	11.4 - 2.5	13.0 - 2.1	385	920	25 m - ∞	1.	1 cm ¼ MOA	0 - 260 cm / DT / MTC / LT 0 - 64 MOA / DT / MTC / LT	±60 cm / ST / ZS / LT ±14 MOA / ST / ZS / LT	H59, TReMoR2
3-20x50 PM II / LP	11.4 - 2.5	13.0 - 2.1	385	920	25 m - ∞	1.	1 cm ¼ MOA	0 - 260 cm / DT / MTC / LT 0 - 64 MOA / DT / MTC / LT	±60 cm / ST / ZS / LT ±14 MOA / ST / ZS / LT	P3L, P4L, P4FL, H2CMR, Police
3-20x50 PM II / LP	11.4 - 2.5	13.0 - 2.1	385	920	25 m - ∞	2.	1 cm ¼ MOA	0 - 260 cm / DT / MTC / LT 0 - 64 MOA / DT / MTC / LT	±60 cm / ST / ZS / LT ±14 MOA / ST / ZS / LT	P3L, P4FL

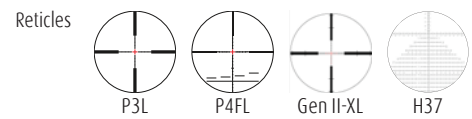
1. Focal plane - Objective lens image plane **2. Focal plane** - Ocular image plane **ST** - Single Turn **DT** - Double Turn **ZS** - Zero Stop
MTC - More Tacticle Clicks **LT** - Locking turrets (lockable) **P** - parallax **LP** - parallax and illuminated • **Other configurations and reticles available on request**

3-20x50 PM II Pantone 7504



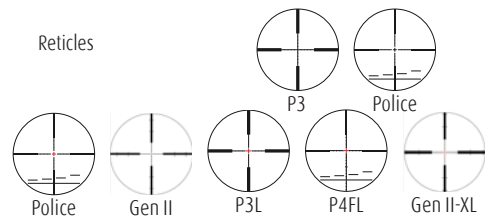
Model	Exit pupil (mm)	Field of view (m / 100 m)	Length (mm)	Weight (g)	Parallax compensation	Focal plane	Click mechanism	Elevation adjustment	Windage adjustment	Reticles
3-20x50 PM II / LP	11.4 - 2.5	13.0 - 2.1	385	920	25 m - ∞	1.	1 cm ¼ MOA	0 - 260 cm / DT / MTC / LT 0 - 64 MOA / DT / MTC / LT	±60 cm / ST / ZS / LT ±14 MOA / ST / ZS / LT	H59, TReMoR2
3-20x50 PM II / LP	11.4 - 2.5	13.0 - 2.1	385	920	25 m - ∞	1.	1 cm ¼ MOA	0 - 260 cm / DT / MTC / LT 0 - 64 MOA / DT / MTC / LT	±60 cm / ST / ZS / LT ±14 MOA / ST / ZS / LT	P3L, P4L, P4FL, H2CMR, Police
3-20x50 PM II / LP	11.4 - 2.5	13.0 - 2.1	385	920	25 m - ∞	2.	1 cm ¼ MOA	0 - 260 cm / DT / MTC / LT 0 - 64 MOA / DT / MTC / LT	±60 cm / ST / ZS / LT ±14 MOA / ST / ZS / LT	P3L, P4FL

4-16x42 PM II



Model	Exit pupil (mm)	Field of view (m / 100 m)	Length (mm)	Weight (g)	Parallax compensation	Focal plane	Click mechanism	Elevation adjustment	Windage adjustment	Reticles
4-16x42 PM II / LP	12.5 - 3.1	7.5 - 2.35	393	933	50 m - ∞	1.	1 cm ¼ MOA	0 - 130 cm / ST 0 - 32.5 MOA / ST	±60 cm / ST ±14 MOA / ST	P3L, P4FL, Gen II-XL, H37
4-16x42 PM II / LP	12.5 - 3.1	7.5 - 2.35	393	933	50 m - ∞	1.	¼ MOA	0 - 56 MOA / DT	±14 MOA / ST	P3L, P4FL, Gen II-XL, H37

4-16x50 PM II



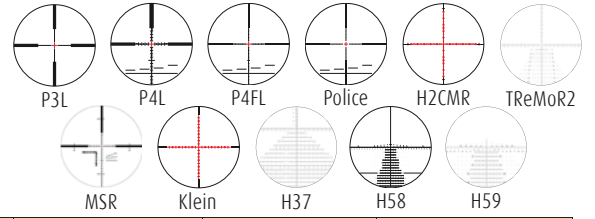
Model	Exit pupil (mm)	Field of view (m / 100 m)	Length (mm)	Weight (g)	Parallax compensation	Focal plane	Click mechanism	Elevation adjustment	Windage adjustment	Reticles
4-16x50 PM II / P	12.5 - 3.1	7.5 - 2.35	393	933	50 m - ∞	1.	1 cm ¼ MOA	0 - 130 cm / ST 0 - 32.5 MOA / ST	±60 cm / ST ±14 MOA / ST	P3, Police, Gen II
4-16x50 PM II / P	12.5 - 3.1	7.5 - 2.35	393	933	50 m - ∞	1.	¼ MOA	0 - 56 MOA / DT	±14 MOA / ST	P3, Police, Gen II
4-16x50 PM II / LP	12.5 - 3.1	7.5 - 2.35	393	933	50 m - ∞	1.	1 cm ¼ MOA	0 - 130 cm / ST 0 - 32.5 MOA / ST	±60 cm / ST ±14 MOA / ST	P3L, P4FL, Police, Gen II-XL
4-16x50 PM II / LP	12.5 - 3.1	7.5 - 2.35	393	933	50 m - ∞	1.	¼ MOA	0 - 56 MOA / DT	±14 MOA / ST	P3L, P4FL, Police, Gen II-XL

PM II

5-25x56 PM II



Reticles

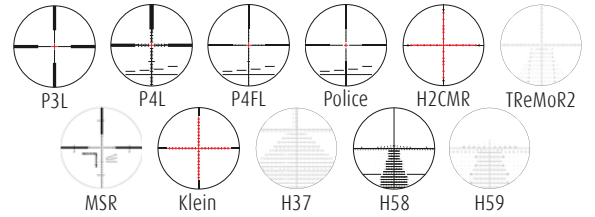


Model	Exit pupil (mm)	Field of view (m/100 m)	Length (mm)	Weight (g)	Parallax compensation	Focal plane	Click mechanism	Elevation adjustment	Windage adjustment	Reticles
5-25x56 PM II / LP	10.95 - 2.28	5.3 - 1.5	410	1080	10 m - ∞	1.	1 cm ¼ MOA	0 - 260 cm / DT 0 - 64 MOA / DT	±60 cm / ST ±16 MOA / ST	P3L, P4L, P4FL, Police, H2CMR, MSR, Klein
5-25x56 PM II / LP	10.95 - 2.28	5.3 - 1.5	410	1080	10 m - ∞	1.	1 cm ¼ MOA	0 - 260 cm / DT 0 - 64 MOA / DT	±60 cm / ST ±16 MOA / ST	H37, H58, H59, TReMoR2
5-25x56 PM II / LP	10.95 - 2.28	5.3 - 1.5	410	1080	10 m - ∞	2.	1 cm ¼ MOA	0 - 260 cm / DT 0 - 64 MOA / DT	±60 cm / ST ±16 MOA / ST	P3L, P4L, P4FL
5-25x56 PM II / LP	10.95 - 2.28	5.3 - 1.5	410	1080	10 m - ∞	1.	1 cm ¼ MOA	0 - 260 cm / DT / MTC 0 - 64 MOA / DT / MTC	±60 cm / ST / ZS ±16 MOA / ST / ZS	P3L, P4L, P4FL, Police, H2CMR, MSR, Klein
5-25x56 PM II / LP	10.95 - 2.28	5.3 - 1.5	410	1080	10 m - ∞	1.	1 cm ¼ MOA	0 - 260 cm / DT / MTC 0 - 64 MOA / DT / MTC	±60 cm / ST / ZS ±16 MOA / ST / ZS	H37, H58, H59, TReMoR2
5-25x56 PM II / LP	10.95 - 2.28	5.3 - 1.5	410	1080	10 m - ∞	2.	1 cm ¼ MOA	0 - 260 cm / DT / MTC 0 - 64 MOA / DT / MTC	±60 cm / ST / ZS ±16 MOA / ST / ZS	P3L, P4L, P4FL
5-25x56 PM II / LP	10.95 - 2.28	5.3 - 1.5	410	1150	10 m - ∞	1.	1 cm ¼ MOA	0 - 260 cm / DT / MTC / LT 0 - 64 MOA / DT / MTC / LT	±60 cm / ST / ZS / LT ±16 MOA / ST / ZS / LT	P3L, P4L, P4FL, Police, H2CMR, MSR, Klein
5-25x56 PM II / LP	10.95 - 2.28	5.3 - 1.5	410	1150	10 m - ∞	1.	1 cm ¼ MOA	0 - 260 cm / DT / MTC / LT 0 - 64 MOA / DT / MTC / LT	±60 cm / ST / ZS / LT ±16 MOA / ST / ZS / LT	H37, H58, H59, TReMoR2
5-25x56 PM II / LP	10.95 - 2.28	5.3 - 1.5	410	1150	10 m - ∞	2.	1 cm ¼ MOA	0 - 260 cm / DT / MTC / LT 0 - 64 MOA / DT / MTC / LT	±60 cm / ST / ZS / LT ±16 MOA / ST / ZS / LT	P3L, P4L, P4FL

5-25x56 PM II RAL 8000



Reticles



Model	Exit pupil (mm)	Field of view (m/100 m)	Length (mm)	Weight (g)	Parallax compensation	Focal plane	Click mechanism	Elevation adjustment	Windage adjustment	Reticles
5-25x56 PM II / LP	10.95 - 2.28	5.3 - 1.5	410	1150	10 m - ∞	1.	1 cm ¼ MOA	0 - 260 cm / DT / MTC / LT 0 - 64 MOA / DT / MTC / LT	±60 cm / ST / ZS / LT ±16 MOA / ST / ZS / LT	P3L, P4L, P4FL, Police, H2CMR, MSR, Klein
5-25x56 PM II / LP	10.95 - 2.28	5.3 - 1.5	410	1150	10 m - ∞	1.	1 cm ¼ MOA	0 - 260 cm / DT / MTC / LT 0 - 64 MOA / DT / MTC / LT	±60 cm / ST / ZS / LT ±16 MOA / ST / ZS / LT	H37, H58, H59, TReMoR2
5-25x56 PM II / LP	10.95 - 2.28	5.3 - 1.5	410	1150	10 m - ∞	2.	1 cm ¼ MOA	0 - 260 cm / DT / MTC / LT 0 - 64 MOA / DT / MTC / LT	±60 cm / ST / ZS / LT ±16 MOA / ST / ZS / LT	P3L, P4L, P4FL

1. Focal plane - Objective lens image plane

2. Focal plane - Ocular image plane

ST - Single Turn

DT - Double Turn

ZS - Zero Stop

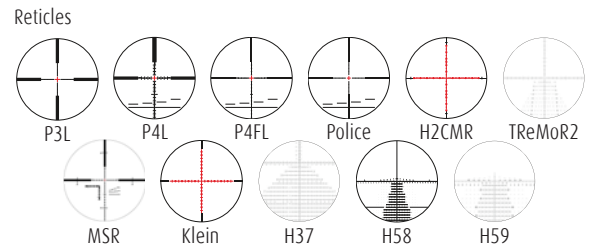
MTC - More Tacticle Clicks

LT - Locking turrets (lockable)

P - parallax

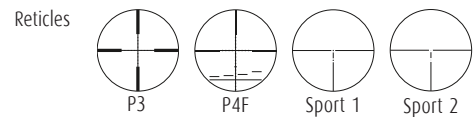
LP - parallax and illuminated • Other configurations and reticles available on request

5-25x56 PM II Pantone 7504



Model	Exit pupil (mm)	Field of view (m / 100 m)	Length (mm)	Weight (g)	Parallax compensation	Focal plane	Click mechanism	Elevation adjustment	Windage adjustment	Reticles
5-25x56 PM II / LP	10.95 - 2.28	5.3 - 1.5	410	1150	10 m - ∞	1.	1 cm ¼ MOA	0 - 260 cm/DT/MTC/LT 0 - 64 MOA/DT/MTC/LT	±60 cm/ST/ZS/LT ±16 MOA/ST/ZS/LT	P3L, P4L, P4FL, Police, H2CMR, MSR, Klein
5-25x56 PM II / LP	10.95 - 2.28	5.3 - 1.5	410	1150	10 m - ∞	1.	1 cm ¼ MOA	0 - 260 cm/DT/MTC/LT 0 - 64 MOA/DT/MTC/LT	±60 cm/ST/ZS/LT ±16 MOA/ST/ZS/LT	H37, H58, H59, TReMoR2
5-25x56 PM II / LP	10.95 - 2.28	5.3 - 1.5	410	1150	10 m - ∞	2.	1 cm ¼ MOA	0 - 260 cm/DT/MTC/LT 0 - 64 MOA/DT/MTC/LT	±60 cm/ST/ZS/LT ±16 MOA/ST/ZS/LT	P3L, P4L, P4FL

12-50x56 PM II



Model	Exit pupil (mm)	Field of view (m / 100 m)	Length (mm)	Weight (g)	Parallax compensation	Focal plane	Elevation clicks	Windage clicks	Elevation adjustment	Windage adjustment	Reticles
12-50x56 PM II / P	4.55 - 1.18	4.2 - 1.1	417	1110	10 m - ∞	1.	¼ MOA	¼ MOA	0 - 65 MOA / DT	±16 MOA / ST	P3, P4F
12-50x56 PM II / P	4.55 - 1.18	4.2 - 1.1	417	1110	10 m - ∞	2.	¼ MOA	¼ MOA	0 - 65 MOA / DT	±16 MOA / ST	P3, P4F, Sport 1, Sport 2
12-50x56 PM II / P	4.55 - 1.18	4.2 - 1.1	417	1110	10 m - ∞	1.	½ MOA	¼ MOA	0 - 75 MOA / MT	±14 MOA / ST	P3, P4F
12-50x56 PM II / P	4.55 - 1.18	4.2 - 1.1	417	1110	10 m - ∞	1.	½ MOA	¼ MOA	0 - 75 MOA / MT	±14 MOA / ST	P3, P4F, Sport 1, Sport 2
12-50x56 PM II / P	4.55 - 1.18	4.2 - 1.1	417	1110	10 m - ∞	1.	½ MOA	¼ MOA	0 - 75 MOA / MT	±14 MOA / DT	P3, P4F
12-50x56 PM II / P	4.55 - 1.18	4.2 - 1.1	417	1110	10 m - ∞	1.	½ MOA	¼ MOA	0 - 75 MOA / MT	±14 MOA / DT	P3, P4F, Sport 1, Sport 2
12-50x56 PM II / P	4.55 - 1.18	4.2 - 1.1	417	1110	10 m - ∞	1.	¼ cm	¼ cm	0 - 175 cm / MT	±16 cm / ST	P3, P4F
12-50x56 PM II / P	4.55 - 1.18	4.2 - 1.1	417	1110	10 m - ∞	1.	¼ cm	¼ cm	0 - 175 cm / MT	±16 cm / ST	P3, P4F, Sport 1, Sport 2

1. Focal plane - Objective lens image plane 2. Focal plane - Ocular image plane
 MTC - More Tacticle Clicks LT - Locking turrets (lockable) P - parallax

ST - Single Turn DT - Double Turn MT - Multi Turn ZS - Zero Stop
 LP - parallax and illuminated • Other configurations and reticles available on request

Passion Sports



Sports

12.5-50x56 Field Target – with optional side wheel for an accurate parallax compensation adjustment




In close cooperation with field target shooters Schmidt & Bender developed a set of scopes designed in particular for sports shooting applications with their 12.5-50x56 Field Target and 3-12x42 KK50 models.

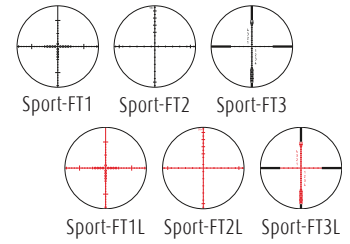
The clearance-free parallax compensation tested extensively in our tactical scopes permits excellent accuracies in the range between 7 and 70 meters.

For the 12.5-50x56 scope the shooter may acquire various field target reticles in the first and in the second focal plane, as well as an optional bullet drop compensation, sun visor, parallax indicator with bubble, and a side wheel. The visually rather attractive surface finish in titan look prevents the Schmidt & Bender field target scope from getting too warm. With its unparalleled performance and elegant appearance the scope is the ideal partner for sports shooters and winner types alike.

12.5-50x56 Field Target



Reticles

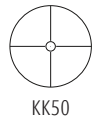


Model	Exit pupil (mm)	Field of view (m/100 m)	Length (mm)	Lens-Ø (mm)	Focal plane	Reticles
12.5-50x56 FT	4.55 - 1.18	3.5 - 0.9	417	56	1.	Sport-FT1
12.5-50x56 FT/BDCH	4.55 - 1.18	3.5 - 0.9	417	56	1.	Sport-FT1
12.5-50x56 FT	4.55 - 1.18	3.5 - 0.9	417	56	2.	Sport-FT2
12.5-50x56 FT/BDCH	4.55 - 1.18	3.5 - 0.9	417	56	2.	Sport-FT2
12.5-50x56 FT	4.55 - 1.18	3.5 - 0.9	417	56	2.	Sport-FT3
12.5-50x56 FT/BDCH	4.55 - 1.18	3.5 - 0.9	417	56	2.	Sport-FT3
12.5-50x56 FT	4.55 - 1.18	3.5 - 0.9	417	56	1.	Sport-FT1L
12.5-50x56 FT/BDCH	4.55 - 1.18	3.5 - 0.9	417	56	1.	Sport-FT1L
12.5-50x56 FT	4.55 - 1.18	3.5 - 0.9	417	56	2.	Sport-FT2L
12.5-50x56 FT/BDCH	4.55 - 1.18	3.5 - 0.9	417	56	2.	Sport-FT2L
12.5-50x56 FT	4.55 - 1.18	3.5 - 0.9	417	56	2.	Sport-FT3L
12.5-50x56 FT/BDCH	4.55 - 1.18	3.5 - 0.9	417	56	2.	Sport-FT3L

3-12x42 KK50



Reticle



Model	Exit pupil (mm)	Field of view (m/100 m)	Length (mm)	Lens-Ø (mm)	Focal plane	Reticles
3-12x42 KK50	14.0 - 3.5	11.1 - 3.4	346	42	1.	KK50

1. Focal plane - Objective lens image plane

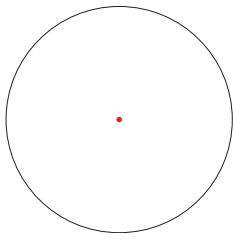
2. Focal plane - Ocular image plane

BDCH - Elevation bullet drop compensation

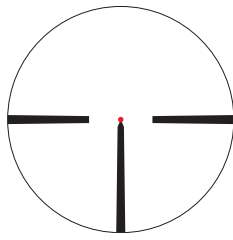
Other configurations and reticles available on request

Reticles Fascination Hunting

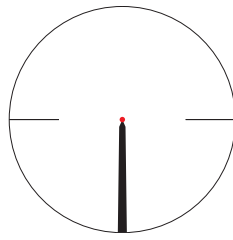
FlashDot reticles



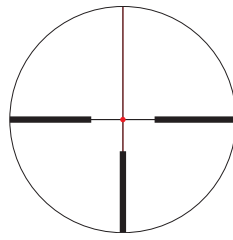
FD0



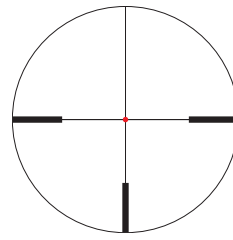
FD1



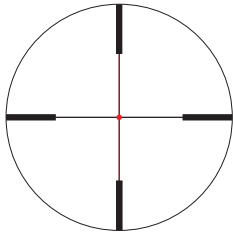
FD2



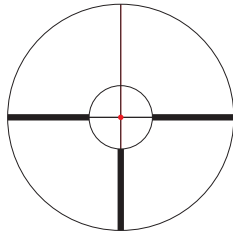
FD4



FD7

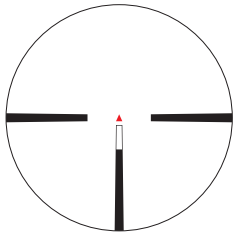


FD8

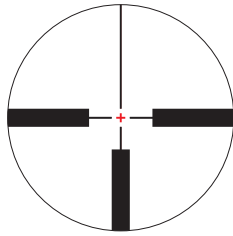


FD9

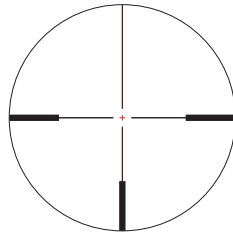
Reticles with illumination



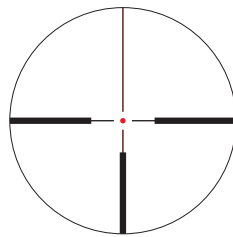
L1



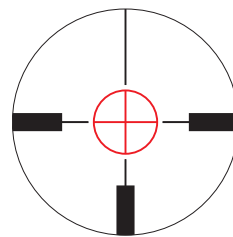
L4



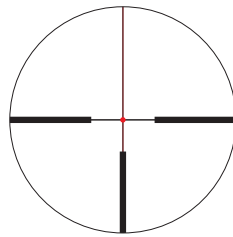
L7



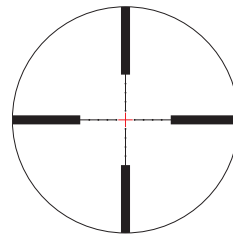
L3 (8x56)



L9

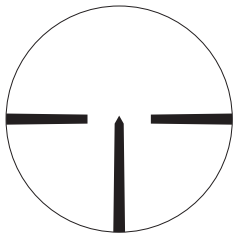


L3

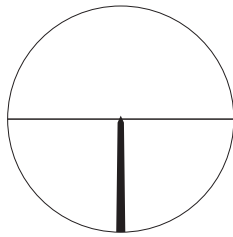


P3L

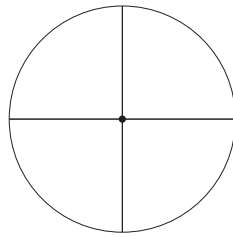
Reticles without illumination



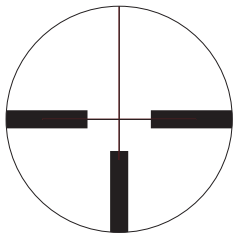
A1



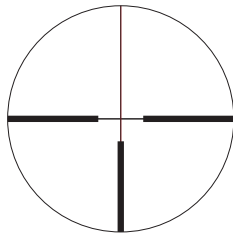
A2



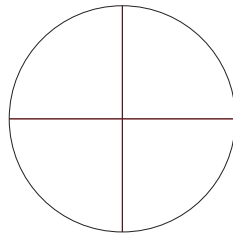
A3



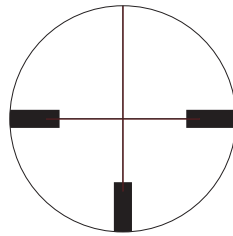
A4



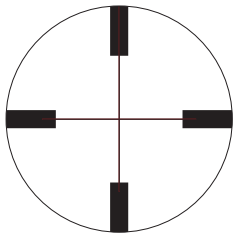
A4 fein



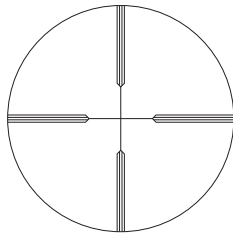
A6



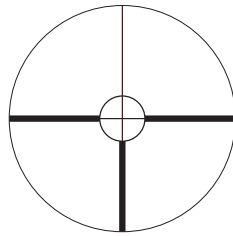
A7



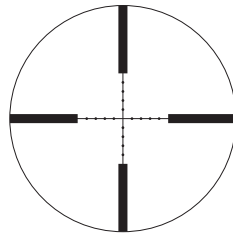
A8



A8 Varmint

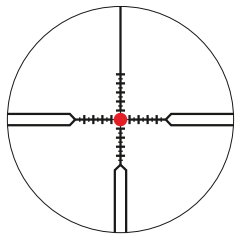


A9

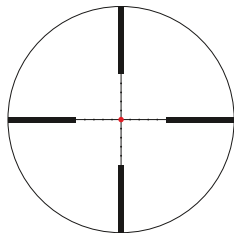


P3

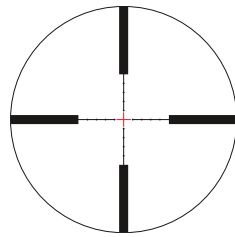
Reticles with illumination



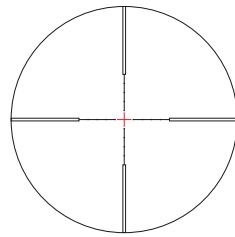
CQB



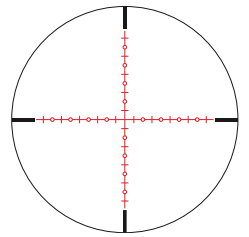
P3 MilDot FD



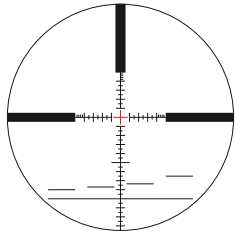
P3L MilDot, 1. BE



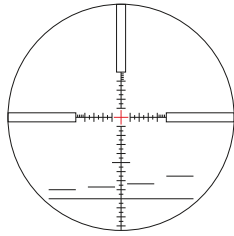
P3L MilDot, 2. BE



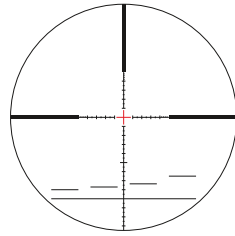
Klein



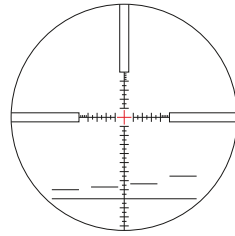
P4L, 1. BE



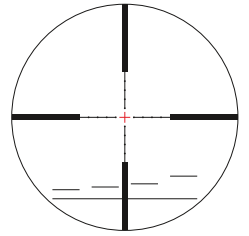
P4L, 2. BE



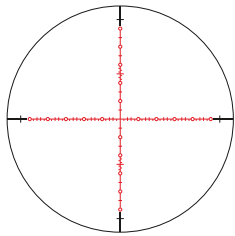
P4L fein, 1. BE



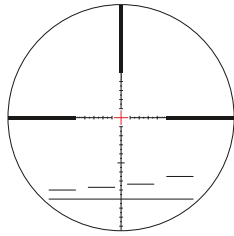
P4L fein, 2. BE



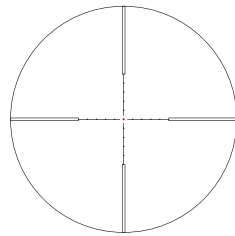
Police



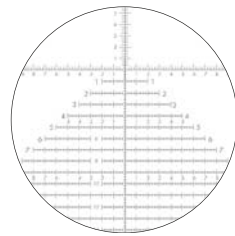
H2CMR



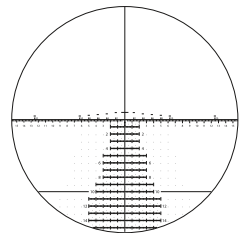
P4FL



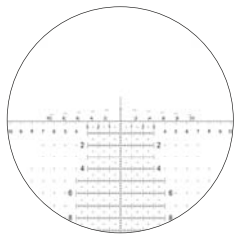
Mil-Dot CC



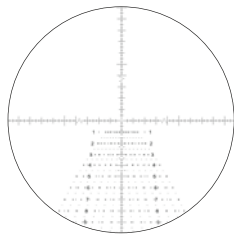
H37



H58

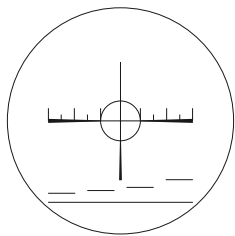


H59

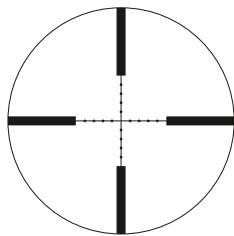


TReMoR2

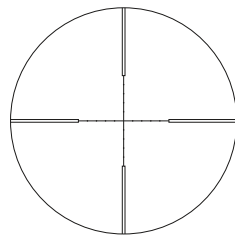
Reticles without illumination



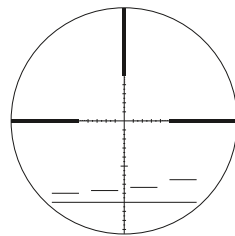
P1 Byrant



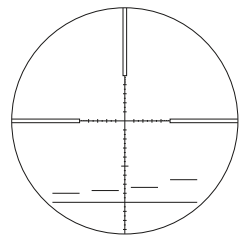
P3 MilDot, 1. BE



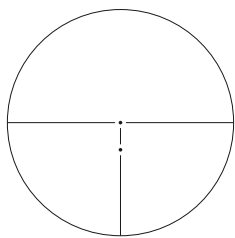
P3 MilDot, 2. BE



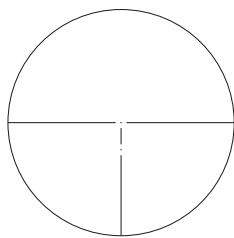
P4 fein, 1. BE



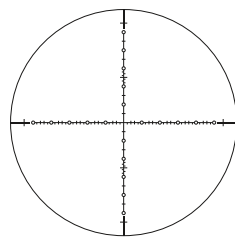
P4 fein, 2. BE



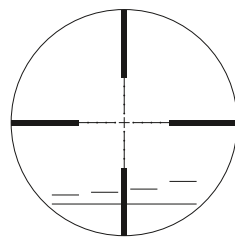
Sport



Sport fein

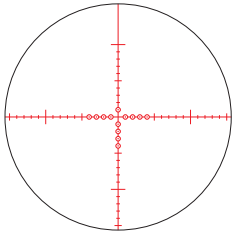


H2CMR

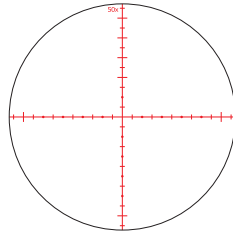


Police

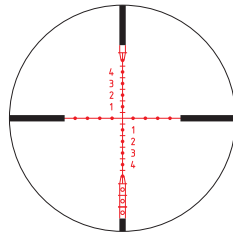
Reticles with illumination



Sport FT1L

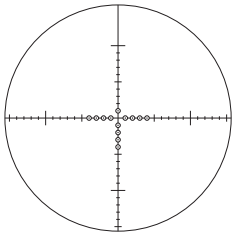


Sport FT2L

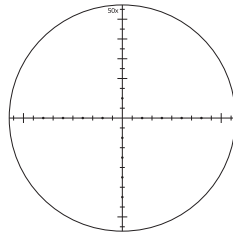


Sport FT3L

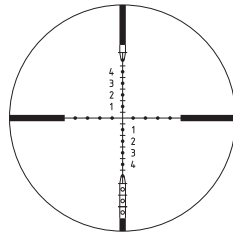
Reticles without illumination



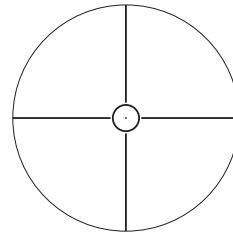
Sport FT1



Sport FT2



Sport FT3



KK50

No compromise when it comes to Quality ...

... is the overall objective of our design activities, leading to a series with an unmistakable superior quality in all relevant categories of scope design.

Rifle scopes setting new technical standards and optical precision instruments that are the epitome of our corporate philosophy: "Precision makes the difference".

Those who seek the highest quality will just love the scopes of Schmidt & Bender – whether for military, hunting or sport applications. For our scopes are not only designed in accordance with the highest possible technical standards, they are also built in compliance with the highest possible quality levels.

SCHMIDT BENDER

Schmidt & Bender GmbH & Co. KG

Am Grossacker 42 | D-35444 Biebertal, Germany

Phone: +49 (0) 6409 - 8115 - 0 | Fax: +49 (0) 6409 - 8115 - 11

info@schmidt-bender.de | www.schmidt-bender.de